

# **Report on Pretrial Services Agencies**

## **FY2024**



Virginia Department of Criminal Justice Services

[www.dcjs.virginia.gov](http://www.dcjs.virginia.gov)

December 2024

# Table of Contents

---

Preface.....	ii
Introduction.....	1
Pretrial Services Funding – FY2024 .....	3
Pretrial Services Data Summary – FY2024 .....	7
Pretrial Services Investigations.....	7
Pretrial Services Investigations: VPRAI Risk Levels.....	8
Pretrial Services Investigations: Race, Ethnicity, and Gender .....	8
Pretrial Services Supervision Placements.....	10
Pretrial Services Supervision Placements: Bond Type .....	11
Pretrial Services Supervision Placements: Average Daily Caseload .....	11
Pretrial Services Supervision Placements: Average Length of Supervision.....	12
Pretrial Services Supervision Placements: Risk Level .....	12
Pretrial Services Supervision Placements: Race, Ethnicity, and Gender .....	13
Pretrial Services Supervision Placements: Supervision Outcomes .....	15
Pretrial Services Agency Compliance .....	16
Virginia Pretrial Advancement Project: Piloting the Public Safety Assessment.....	17
Appendix A: Pretrial Services Agency Funding.....	21
Appendix B: Pretrial Services Supervision Court Placements by Bond Type .....	25
Appendix C: Pretrial Services Agency Data Summary .....	27

# Preface

---

Section 19.2-152.7 of the *Code of Virginia* requires the Virginia Department of Criminal Justice Services (DCJS) to:

*Report annually on or before December 31 to the Governor and the General Assembly on the performance of each pretrial services agency, to include (i) the total amount of funding received by that agency; (ii) the number of investigations conducted by that agency; (iii) the number of defendants placed on pretrial supervision with that agency; (iv) the average daily caseload of that agency; (v) the appearance, public safety, and compliance rates of defendants placed on pretrial supervision with that agency; and (vi) a determination of whether that agency is in substantial compliance with all grant conditions and standards prescribed by the Department pursuant to § 19.2-152.3. If an agency is not in substantial compliance with all grant conditions and standards prescribed by the Department pursuant to § 19.2-152.3, that agency and the Department shall develop a plan and identify a timeframe to achieve compliance. A copy of that plan of compliance shall be included in the annual report. The Department shall ensure such report is available to the public.*

# Introduction

---

Localities in Virginia began receiving state funds for pretrial services in 1989, pursuant to authorizing language in the Appropriation Act. This was in response to the findings of the 1989 Commission on Prison and Jail Overcrowding study to develop strategies to improve policies and practices to safely reduce incarceration rates in Virginia.<sup>1</sup> Among its findings, the Commission on Prison and Jail Overcrowding found that “half of the statewide jail population is awaiting trial or awaiting sentencing.” In turn, the Commission recommended that funding be provided to establish pretrial services agencies and to develop a risk assessment instrument for use by judicial officers. The purpose of pretrial services and use of a pretrial risk assessment instrument was intended to provide judicial officers with information to make release decisions at earlier decision points, to provide alternatives to jail to alleviate jail overcrowding, and to improve public safety.

Localities were authorized by statute in 1995 to establish pretrial services agencies with the passage of the Pretrial Services Act.<sup>2</sup> The purpose of the Pretrial Services Act is “to provide more effective protection of society by establishing pretrial services agencies to assist judicial officers in discharging their duties”<sup>3</sup> related to determining pretrial release and detention. The Act states “such agencies are intended to provide better information and services for use by judicial officers in determining the risk to public safety and the assurance of appearance of persons ... other than an offense punishable as a Class 1 felony, who are pending trial or hearing.”<sup>4</sup>

The duties and responsibilities of pretrial services officers are detailed in the *Code of Virginia* § 19.2-152.4:3. Pretrial services officers are required to provide the following services:

1. Investigate and interview defendants arrested on state and local warrants and who are detained in jails located in jurisdictions served by the agency while awaiting a hearing before any court that is considering or reconsidering pretrial release, at initial appearance, advisement or arraignment, or at other subsequent hearings;
2. Present a pretrial investigation report with recommendations based on information from the pretrial investigation to assist courts in discharging their duties related to granting or reconsidering pretrial release;
3. Supervise and assist all defendants residing within the jurisdictions served and placed on pretrial supervision by any judicial officer within the jurisdictions by ensuring compliance with the terms and conditions of pretrial release;
4. Conduct random drug and alcohol tests on any defendant under supervision for whom a judicial officer has ordered testing or who has been required to refrain from excessive use of alcohol or use of any illegal drug or controlled substance or other defendant-specific condition of bail related to alcohol or substance abuse;
5. Seek a capias from any judicial officer pursuant to § 19.2-152.4:1 for any defendant placed under supervision or the custody of the agency who fails to comply with the conditions of bail or supervision, when continued liberty or noncompliance presents a risk of flight, a risk to public safety, or risk to the defendant;
6. Seek an order to show cause why the defendant should not be required to appear before the court in those cases requiring a subsequent hearing before the court;

---

<sup>1</sup> 1989 Commission on Prison and Jail Overcrowding Report

<sup>2</sup> *Code of Virginia* § 19.2-152.2 et seq.

<sup>3</sup> *Code of Virginia* § 19.2-152.2

<sup>4</sup> *Id*

7. Provide defendant-based information to assist any law-enforcement officer with the return to custody of defendants placed on supervision for which a capias has been sought; and
8. Keep such records and make such reports as required by the Virginia Department of Criminal Justice Services.

In state fiscal year (FY) 2024, there were 35 pretrial services agencies serving 116 of Virginia's 133 cities and counties. The Virginia pretrial services agencies operate under the authority of the Pretrial Services Act and are funded, in whole or part, by grant funds administered by DCJS. Of the 35 pretrial services agencies, all but Arlington County are operationally situated within local community-based probation agencies. The primary role of local community-based probation agencies in Virginia is to monitor court ordered conditions of probation supervision and provide supervision services to probationers that would have been sent to jail.<sup>5</sup> Agencies that provide both pretrial services and local community-based probation services have discretion with respect to dedicating staff resources to both types of services. Officers in some agencies are cross-trained and have taken the oath of office for both pretrial services and local community-based probation.

---

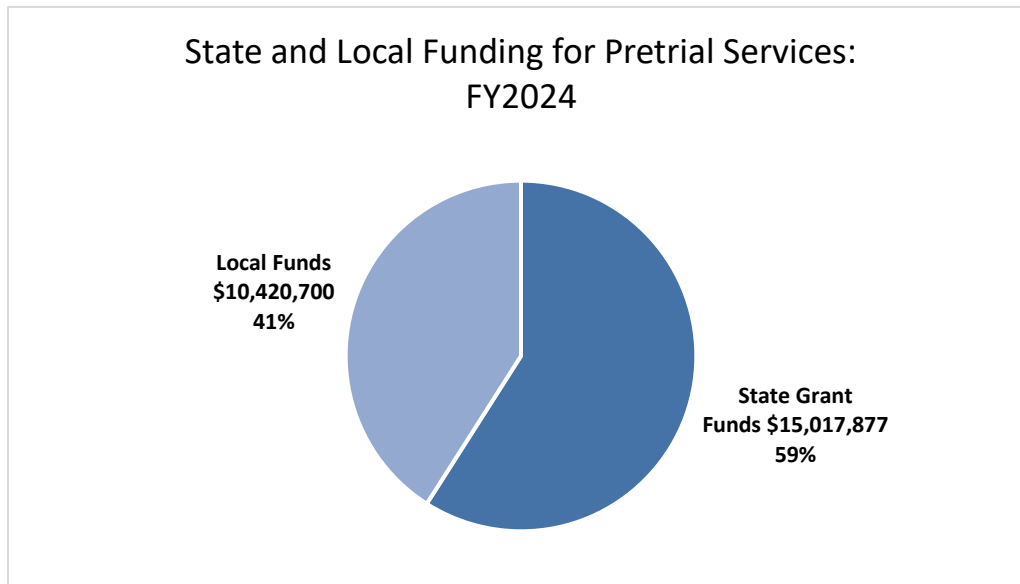
<sup>5</sup> *Code of Virginia* §§ 9.1-173 et seq.

## Pretrial Services Funding – FY2024

The 2023 Special Session I, Appropriation Act (Item 408 C.1, D.1–2) directs DCJS to make discretionary grants to localities established pursuant to the Comprehensive Community Corrections Act (CCCA) for Local-Responsible Offenders<sup>6</sup> and the Pretrial Services Act (PSA).<sup>7</sup> Agency budgets reflect that in FY2024, \$15,017,877 of state funds and \$10,420,700 of local funds were allocated to pretrial services operations for a total of \$25,438,577.

Chart 1 shows the distribution of state and local funds<sup>8</sup> for pretrial services in FY2024. See Appendix A for funding details by agency.

**Chart 1**



*Source: FY2024 itemized budgets submitted to DCJS from localities established under the CCCA/PSA.*

Of the total amount of state funds allocated to pretrial services agency operations in FY2024, 92% (\$13,839,983) were budgeted for personnel and 8% (\$1,177,894) for administrative and operational expenditures other than personnel. Of the total amount of local funds devoted to pretrial services agency operations in FY2024, 88% (\$9,213,956) were budgeted for personnel and 12% (\$1,206,743) for administrative and operational expenditures other than personnel. Looking at the state and local budgets combined, 91% (\$23,053,939) was budgeted for personnel and 9% (\$2,384,637) for administrative and operational expenditures other than personnel.

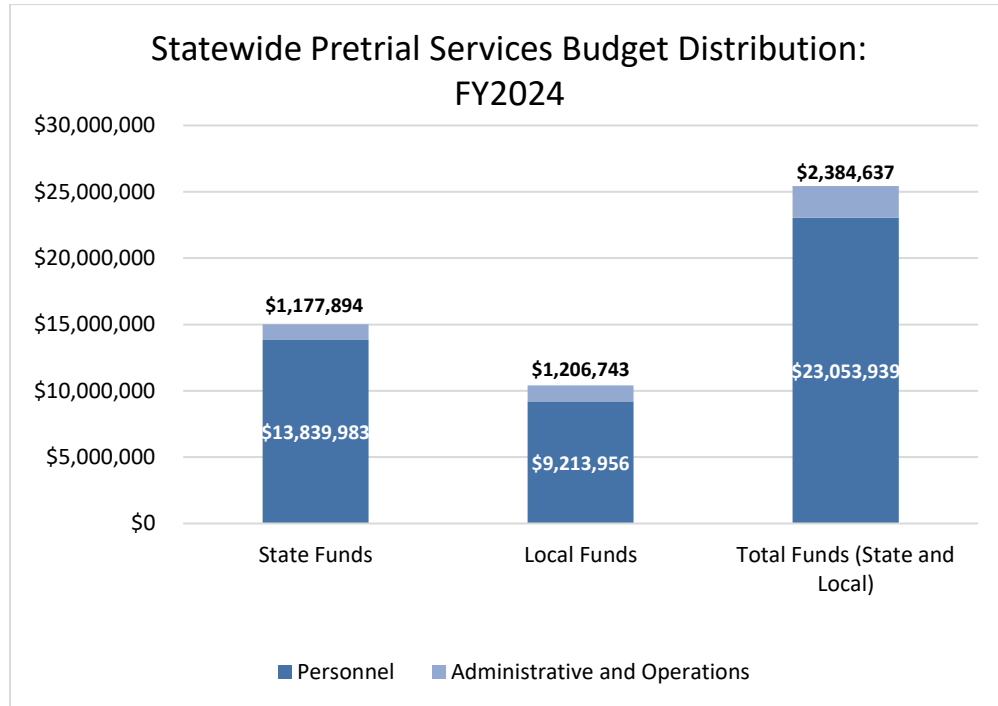
<sup>6</sup> Code of Virginia §§ 9.1-173 et seq.

<sup>7</sup> Code of Virginia §§ 19.2-152.2 et seq.

<sup>8</sup> Local funds include cash and in-kind match as reported to DCJS from the localities.

Chart 2 shows the distribution of pretrial services budgets between personnel and administrative/operational expenditures in FY2024. See Appendix A for the itemized budget distribution for state and local funds for FY2024 by agency.

**Chart 2**

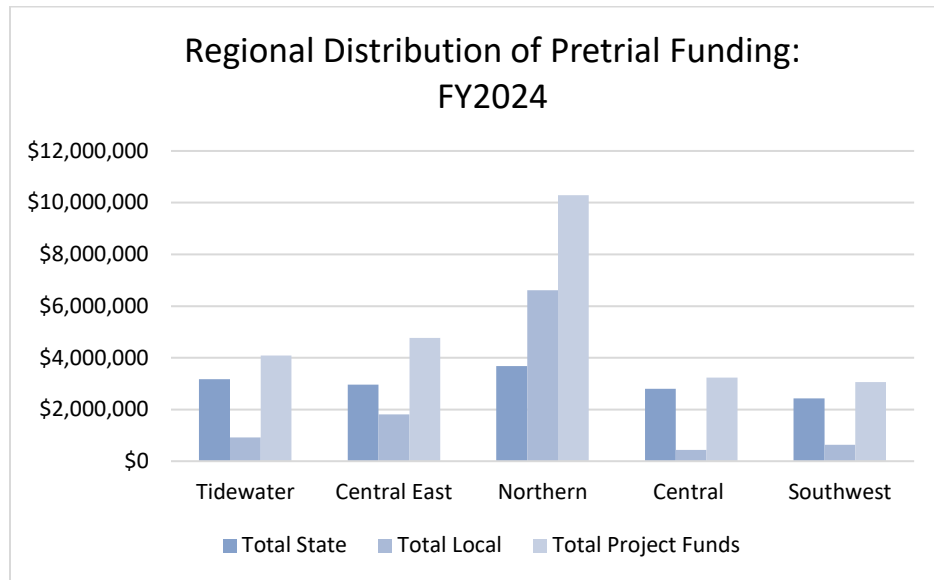


*Source: Locality FY2024 itemized budgets submitted to DCJS from localities established under the CCCA/PSA.*

Breaking out funding distribution by region, the region with the highest amount of state funds is the Northern Region (\$3,673,817), followed by Tidewater Region (\$3,166,196), Central East Region (\$2,955,861), Central Region (\$2,797,682), and the Southwest Region (\$2,424,321). The Northern Region also provides the highest amounts of local funds (\$6,616,409), followed by the Central East Region (\$1,814,642), Tidewater Region (\$917,562), Southwest Region (\$631,252), and the Central Region (\$440,835). The total project funds are highest in the Northern Region (10,290,226), followed by the Central East Region (\$4,770,503), Tidewater Region (\$4,083,758), Central Region (\$3,238,517), and the Southwest Region (\$3,055,573).

Chart 3 shows the overall distribution of state and local funds by region.

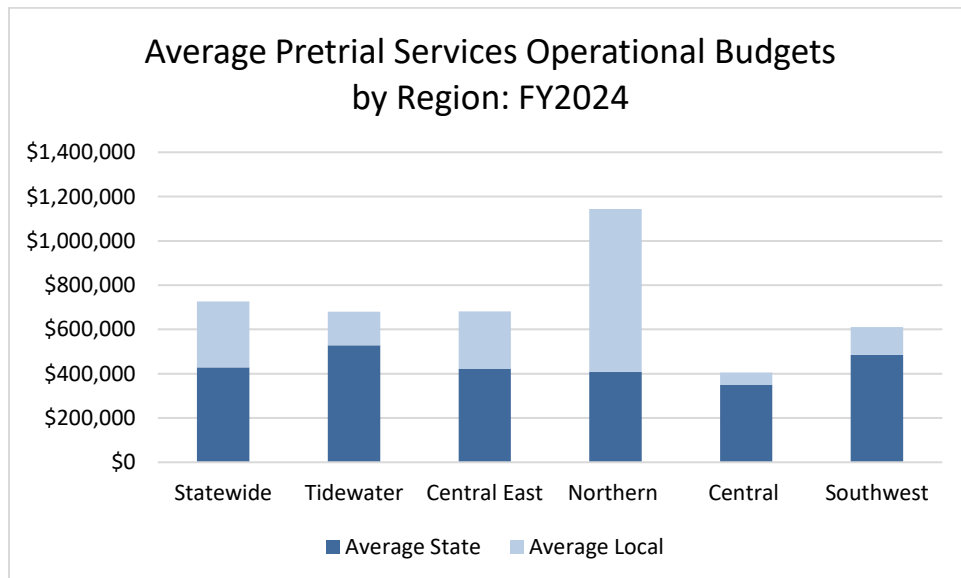
**Chart 3**



*Source: Locality FY2024 itemized budgets submitted to DCJS from localities established under the CCCA/PSA.*

The average total funding for pretrial services agencies by region ranges from \$404,815 in the Central Region to \$1,143,358 in the Northern Region. The Northern Region has the largest average local contribution to the operational budgets of \$735,157 (64%) compared to the Central Region's average local contribution of \$55,104 (14%). Chart 4 shows the average pretrial services project costs broken down by state and local contributions.

**Chart 4**



*Source: Locality FY2024 itemized budgets submitted to DCJS from localities established under the CCCA/PSA.*



## REPORT ON PRETRIAL SERVICES AGENCIES – FY2024

The following table shows the regions and the local agencies in each region.

REGION	AGENCY
CENTRAL REGION	Halifax/Pittsylvania Court Services Lynchburg Community Corrections and Pretrial Services OAR/Jefferson Area Community Corrections Petersburg Community Corrections Piedmont Court Services – Mecklenburg Piedmont Court Services – Prince Edward Riverside Criminal Justice Agency Southside Virginia Community Corrections
CENTRAL EAST REGION	Chesterfield/Colonial Heights Community Corrections Colonial Community Corrections Hanover Community Corrections Program Henrico Community Corrections Program Middle Peninsula Local Probation and Pretrial Services Northern Neck Community Based Probation and Pretrial Services Richmond Department of Justice Services
NORTHERN REGION	Alexandria Criminal Justice Services Arlington County Sheriff's Office Culpeper Criminal Justice Services Fairfax County Court Services Fauquier County Office of Adult Court Services Loudoun County Community Corrections Old Dominion Court Services Pretrial and Local Probation Prince William Office of Criminal Justice Services Rappahannock Regional Jail
SOUTHWEST REGION	Blue Ridge Court Services Court Community Corrections New River Community Corrections and Pretrial Services Rockingham-Harrisonburg Court Services Southwest Virginia Community Corrections
TIDEWATER REGION	Accomack/Northampton Community Corrections Chesapeake Community Corrections Hampton/Newport News Criminal Justice Agency Norfolk Criminal Justice Services Portsmouth Community Corrections and Pretrial Services Virginia Beach Office of Community Corrections and Pretrial Services

*Source: Pretrial Services and Local Probation Funding Assessment, National Center for State Courts.*

# Pretrial Services Data Summary – FY2024

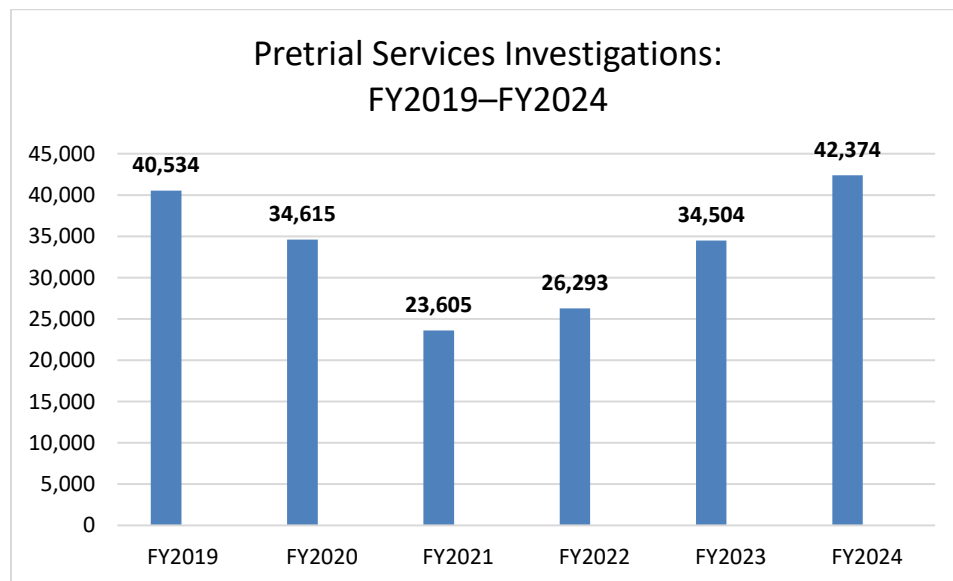
## Pretrial Services Investigations

Pretrial services agencies are required by the *Code of Virginia* to conduct pretrial investigations.<sup>9</sup> Local pretrial services agencies have used the Virginia Pretrial Risk Assessment Instrument (VPRAI) for over two decades to aid judicial officers in making bail decisions. DCJS began piloting the use of the Public Safety Assessment instead of the VPRAI for pretrial services investigations in three local pretrial services agencies during the fourth quarter of FY2024. For a full description of this pilot project, please reference the “Virginia Pretrial Advancement Project: Piloting the Public Safety Assessment” section beginning on page 17 of this report.

Pretrial investigation reports and risk assessments provide judges with valuable information about defendants to assist in making risk-informed bail decisions at the first court appearance or subsequent hearings. Defendants eligible for pretrial investigation include anyone age 18 or over, or persons under the age of 18 who have been transferred for trial as adults, committed to a local or regional jail awaiting trial on a criminal offense that is punishable by a period of incarceration, other than an offense punishable as a Class 1 felony.

In FY2020 and FY2021, the total number of pretrial services investigations decreased due to the limited access to local and regional jails as a result of COVID-19. As access has increased, so have investigations. During FY2024, pretrial services agencies completed 42,374 investigations, an increase of 18,769, or 80%, from the low point in FY2021. Pretrial services investigations have increased 5% from pre-pandemic levels. Chart 5 shows the total number of investigations from FY2019 through FY2024.

**Chart 5**



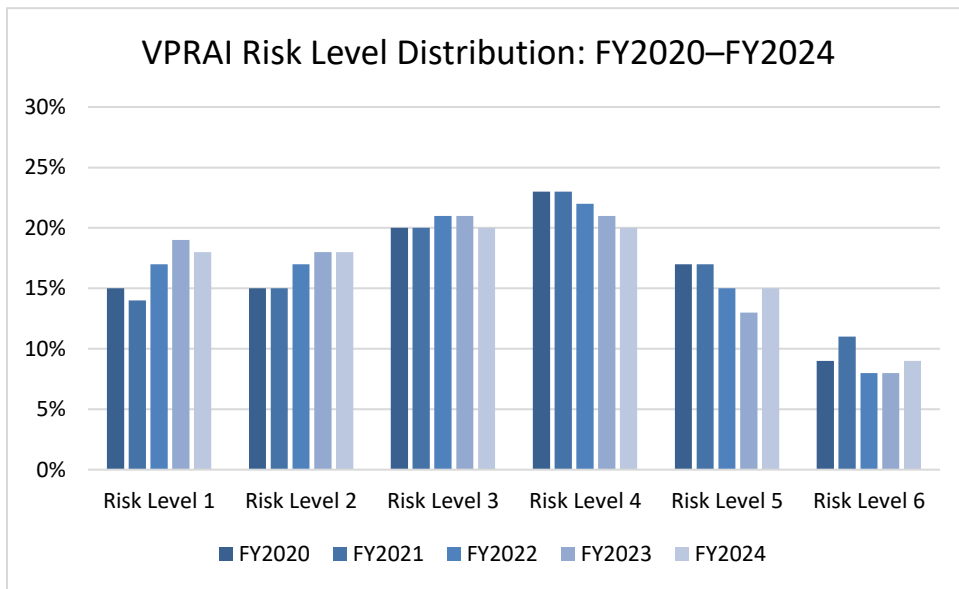
Source: DCJS Pretrial Community Corrections (PTCC) Case Management System & Virginia Pretrial Advancement Project Data.

<sup>9</sup> *Code of Virginia* § 19.1-152.4:3(A)(1)

### Pretrial Services Investigations: VPRAI Risk Levels

Individuals assessed in risk level 1 of the VPRAI have the lowest likelihood of pretrial failure, whereas individuals assessed in risk level 6 have the highest likelihood of pretrial failure. For the purposes of the VPRAI risk levels, pretrial failure is measured by any failure to appear in court and/or new arrest for individuals who have been admitted to bail. Chart 6 compares the risk distribution for pretrial investigations completed using the VPRAI for FY2020 through FY2024.

**Chart 6**

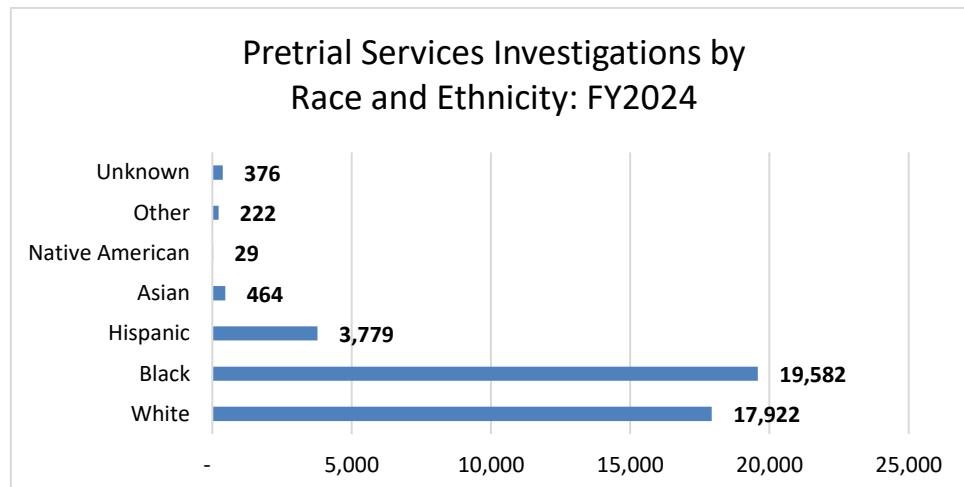


Source: DCJS Pretrial Community Corrections (PTCC) Case Management System.

### Pretrial Services Investigations: Race, Ethnicity, and Gender

In FY2024, 46% (19,582) of all individuals investigated by a pretrial services agency were Black and 42% (17,922) were White. Chart 7 shows the numbers of all defendants investigated by a pretrial services agency in FY2024 by race and ethnicity.

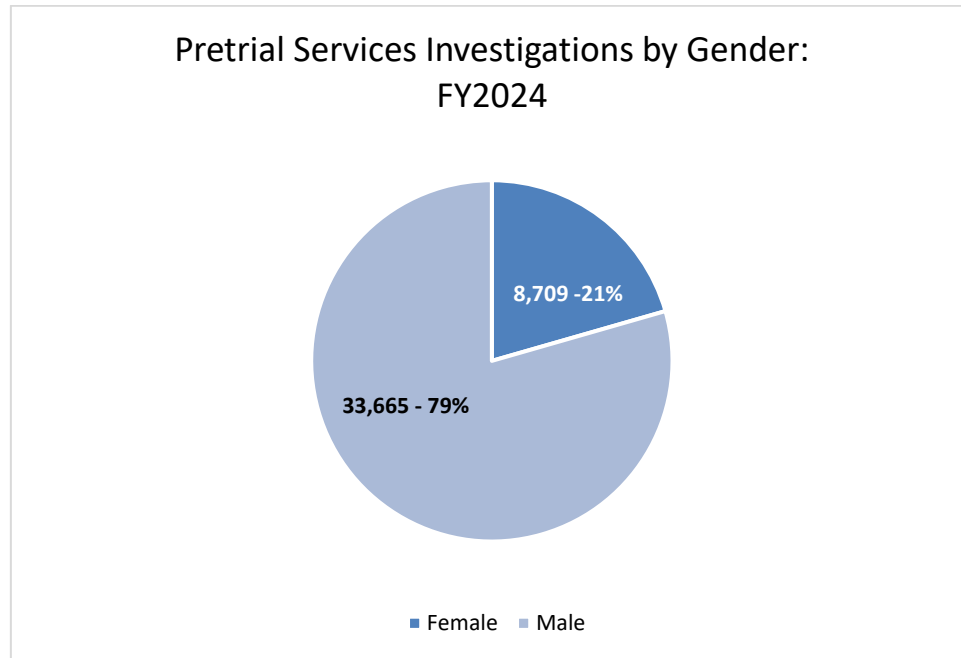
**Chart 7**



Source: DCJS Pretrial Community Corrections (PTCC) Case Management System & Virginia Pretrial Advancement Project Data.

Of all the individuals investigated by a pretrial services agency, 79% (33,665) were male and 21% (8,709) were female. Chart 8 shows the distribution of pretrial services investigations in FY2024 by gender.

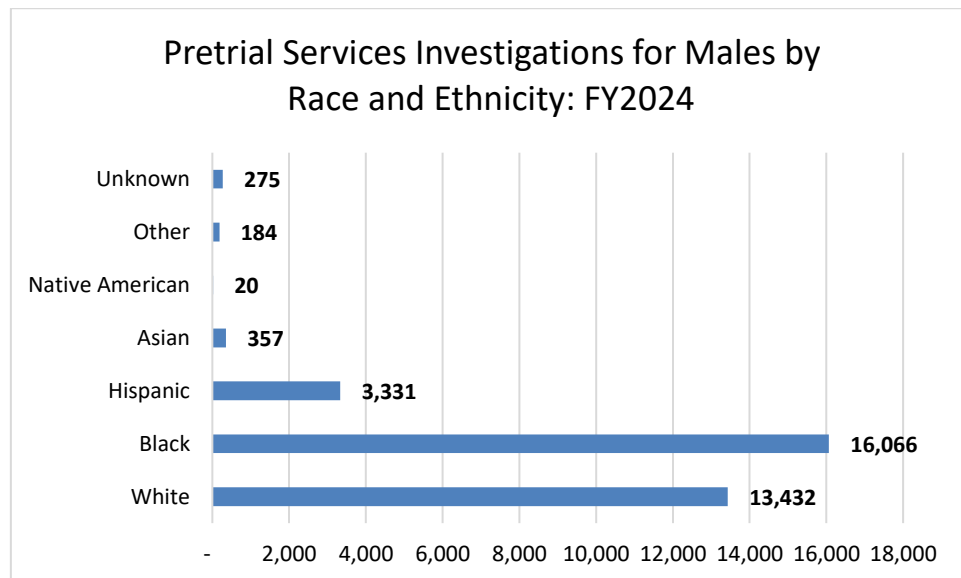
**Chart 8**



Source: DCJS Pretrial Community Corrections (PTCC) Case Management System & Virginia Pretrial Advancement Project Data.

Of the 33,665 males investigated, 48% (16,066) were Black, and 40% (13,432) were White. Chart 9 shows the numbers of male defendants investigated by a pretrial services agency in FY2024 by race and ethnicity.

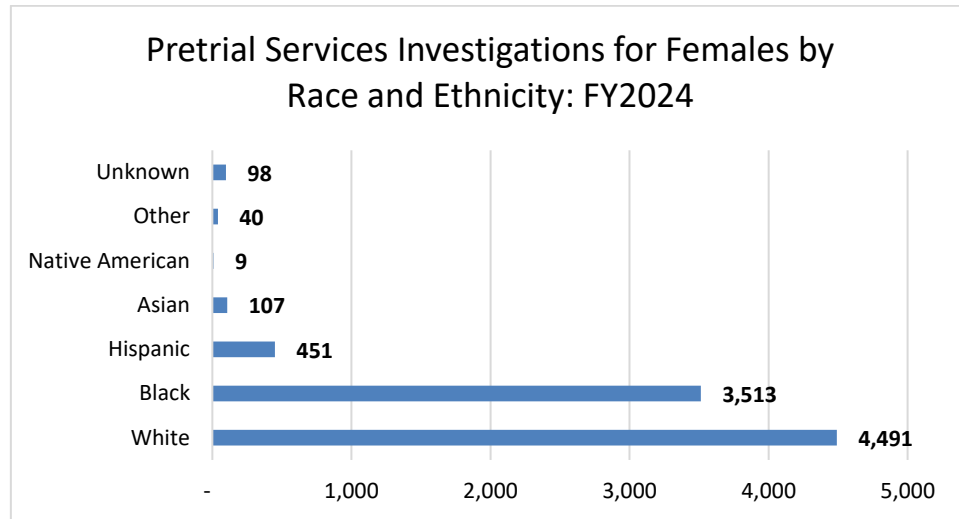
**Chart 9**



Source: DCJS Pretrial Community Corrections (PTCC) Case Management System & Virginia Pretrial Advancement Project Data.

Of the 8,709 females investigated, 40% (3,513) were Black and 52% (4,491) were White. Chart 10 shows the numbers of female defendants investigated by a pretrial services agency in FY2024 by race and ethnicity.

**Chart 10**



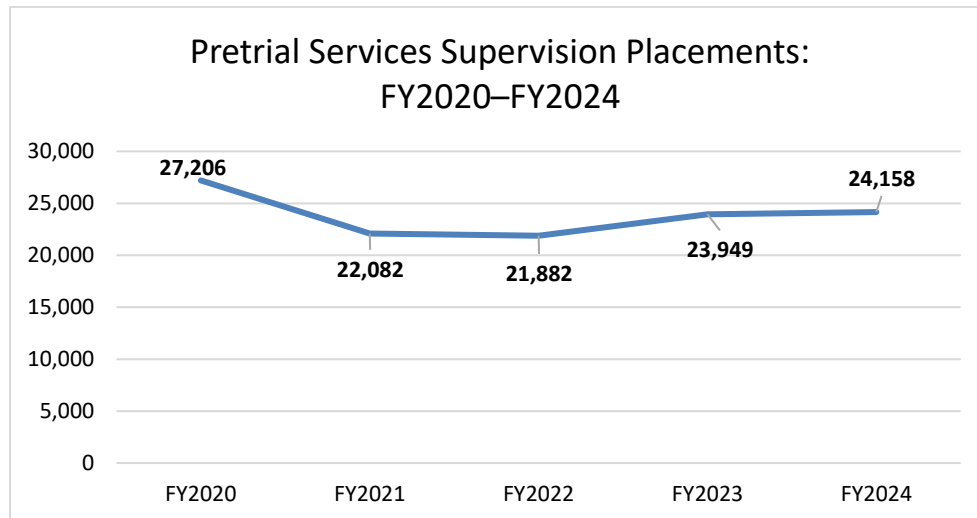
Source: DCJS Pretrial Community Corrections (PTCC) Case Management System & Virginia Pretrial Advancement Project Data.

### Pretrial Services Supervision Placements

Pretrial services agencies supervise and monitor the terms and conditions of pretrial release for individuals placed on pretrial supervision by a judicial officer. The types of conditions vary depending on what is ordered by a judicial officer but may include conditions such as drug or alcohol testing.<sup>10</sup>

The number of individuals placed on pretrial supervision increased from 23,949 in FY2023 to 24,158 in FY2024. Chart 11 shows the pretrial supervision placement data for FY2020 through FY2024.<sup>11</sup>

**Chart 11**



Source: DCJS Pretrial Community Corrections (PTCC) Case Management System.

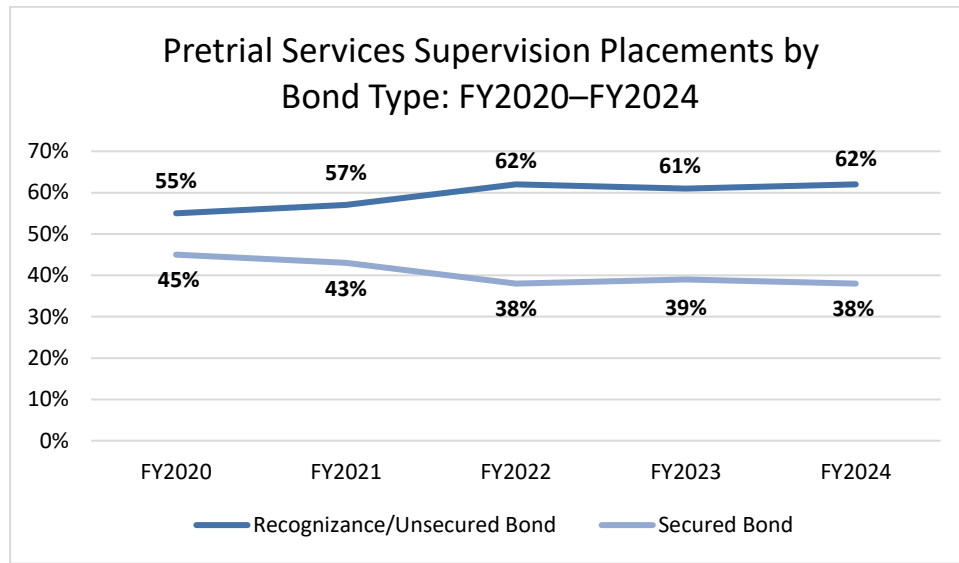
<sup>10</sup> Code of Virginia § 19.2-123(A)(3a)

<sup>11</sup> The number of placements in this section is based on individuals and not court placements. One person can have multiple court placements.

### Pretrial Services Supervision Placements: Bond Type

The percentage of individuals placed on pretrial supervision with a recognizance or unsecured bond as a condition of bail increased slightly from 61% in FY2023 to 62% in FY2024. Chart 12 shows the trends of pretrial placement with recognizance and unsecured bonds compared to secured bond. The categories of recognizance and unsecured bond were combined since neither require the person to satisfy a financial condition before pretrial release. See Appendix B for the percentage of placements by bond type for each pretrial services agency.

**Chart 12**

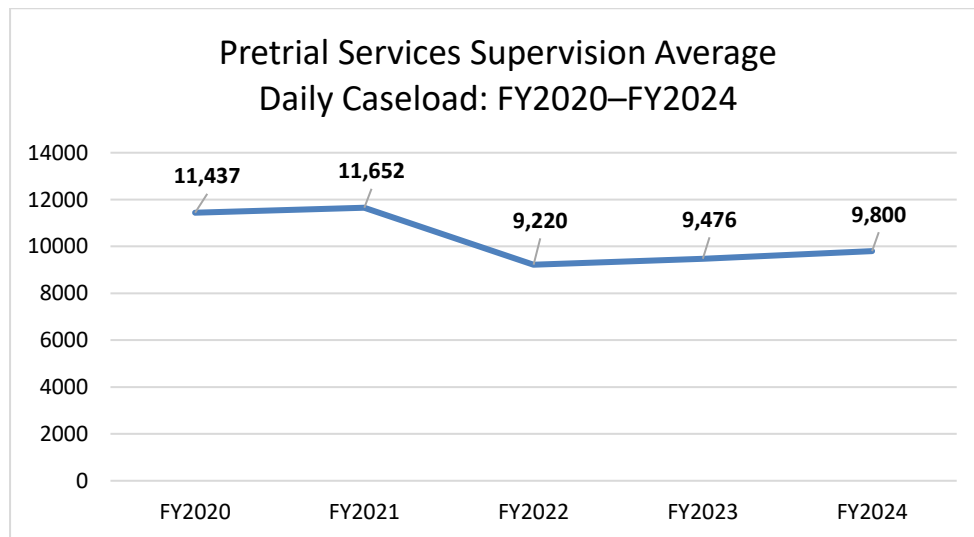


Source: DCJS Pretrial Community Corrections (PTCC) Case Management System.

### Pretrial Services Supervision Placements: Average Daily Caseload

Pretrial services average daily caseload increased from 9,476 in FY2023 to 9,800 in FY2024. Chart 13 shows the average daily caseload data for FY2020 through FY2024.

**Chart 13**

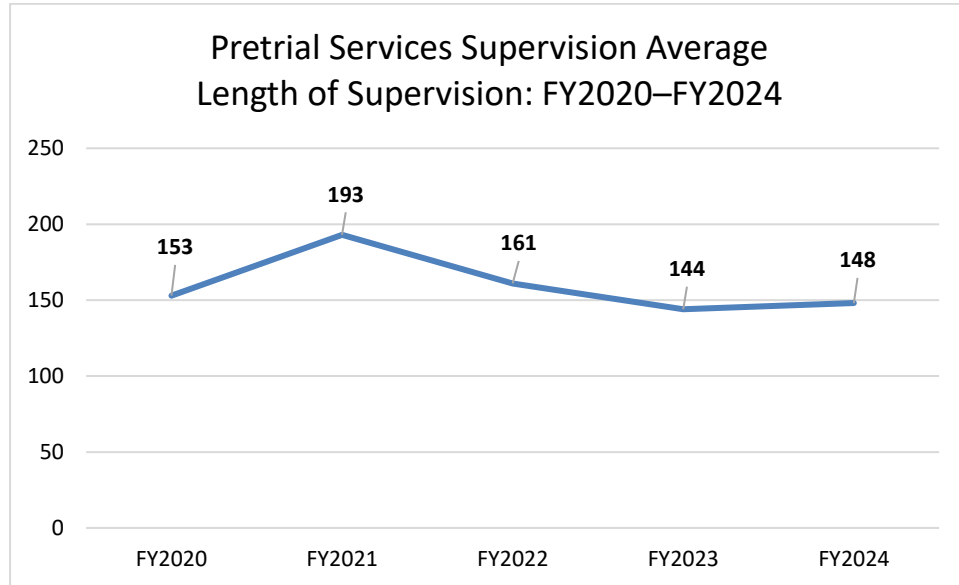


Source: DCJS Pretrial Community Corrections (PTCC) Case Management System.

### Pretrial Services Supervision Placements: Average Length of Supervision

The average length of supervision for all placements under supervision increased slightly from 144 days in FY2023 to 148 days in FY2024. Chart 14 shows the average length of supervision for FY2020 through FY2024.

**Chart 14**

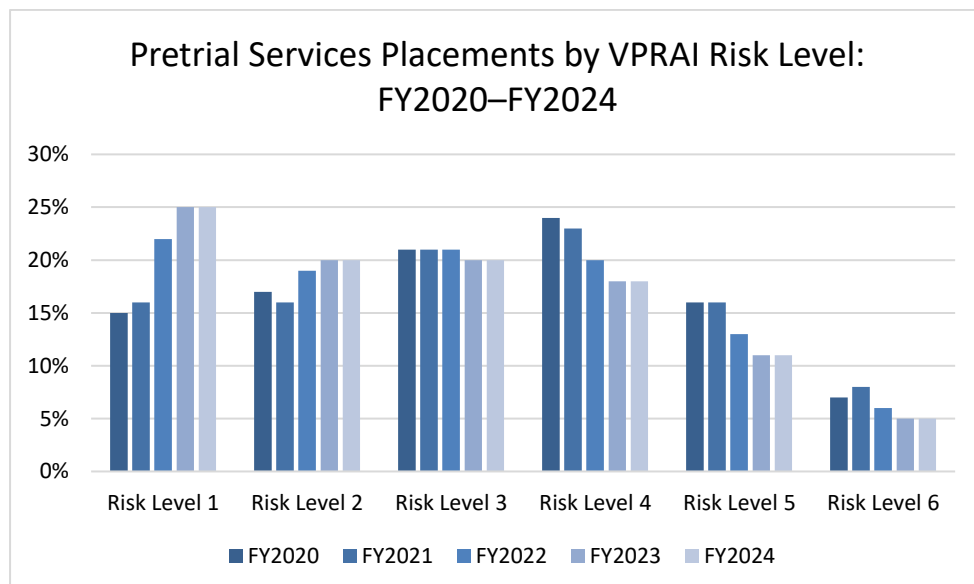


Source: DCJS Pretrial Community Corrections (PTCC) Case Management System.

### Pretrial Services Supervision Placements: Risk Level

As previously noted, individuals assessed in risk level 1 have the lowest risk of pretrial failure and individuals assessed in risk level 6 have the highest risk of pretrial failure. Risk level distribution of pretrial services supervision caseloads in Virginia have trended from moderate to higher assessed risk individuals to lower to moderate risk. Chart 15 shows the VPRAI risk distribution of court placements between FY2020 and FY2024.

**Chart 15**

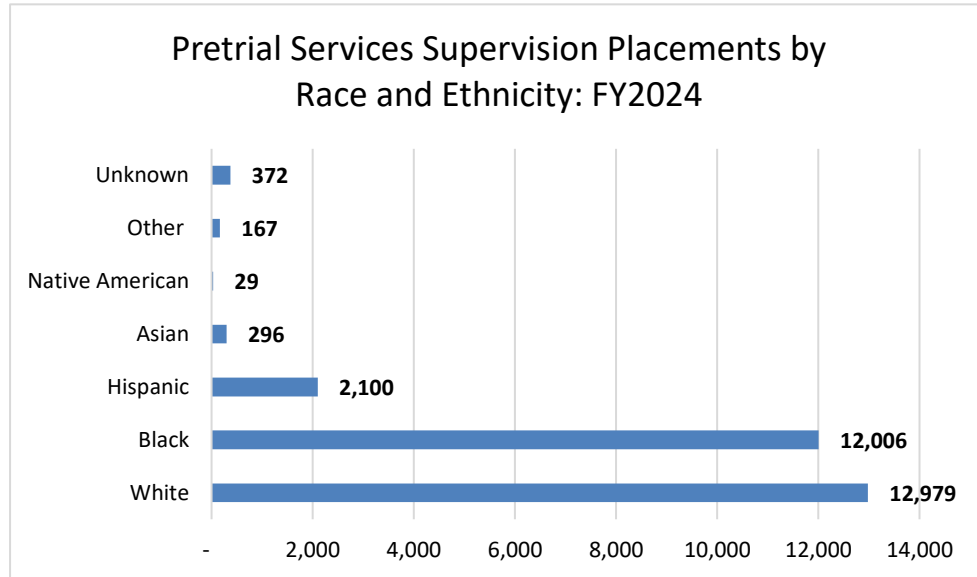


Source: DCJS Pretrial Community Corrections (PTCC) Case Management System.

### Pretrial Services Supervision Placements: Race, Ethnicity, and Gender

In FY2024, of the 27,949 court placements to pretrial supervision, 43% (12,006) were Black and 46% (12,979) were White. Chart 16 shows the numbers of pretrial services placements by race and ethnicity.

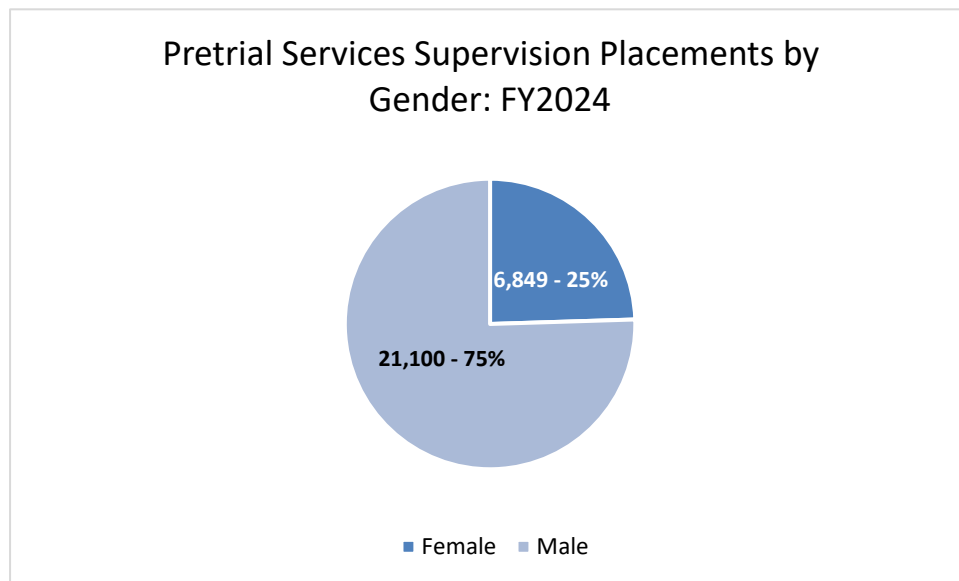
**Chart 16**



Source: DCJS Pretrial Community Corrections (PTCC) Case Management System.

Of all the court placements to pretrial supervision in FY2024, 75% (21,100) were male and 25% (6,849) were female. Chart 17 shows the distribution of pretrial supervision court placements by gender.

**Chart 17**

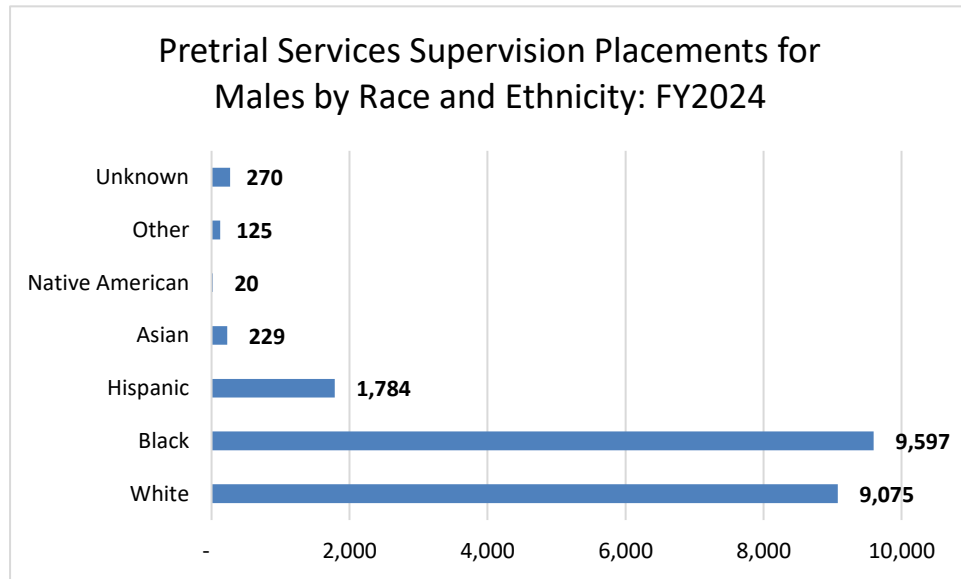


Source: DCJS Pretrial Community Corrections (PTCC) Case Management System.



Of the 21,100 male court placements in FY2024, 46% (9,597) were Black and 43% (9,075) were White. Chart 18 shows the numbers of pretrial services placements by race and ethnicity of male defendants.

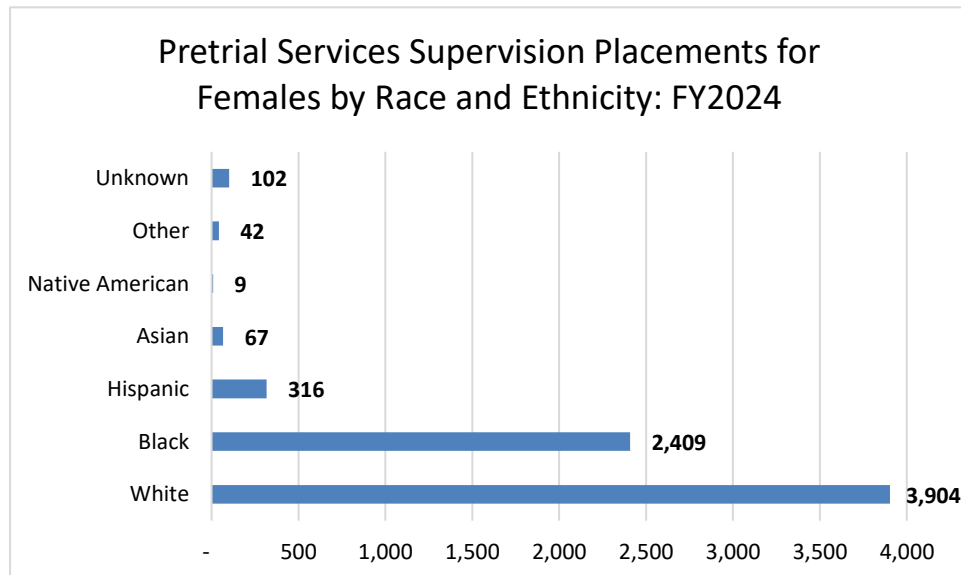
**Chart 18**



Source: DCJS Pretrial Community Corrections (PTCC) Case Management System.

Of the 6,849 female court placements in FY2024, 35% (2,409) were Black and 57% (3,904) were White. Chart 19 shows the numbers of pretrial services placements by race and ethnicity of female defendants.

**Chart 19**



Source: DCJS Pretrial Community Corrections (PTCC) Case Management System.

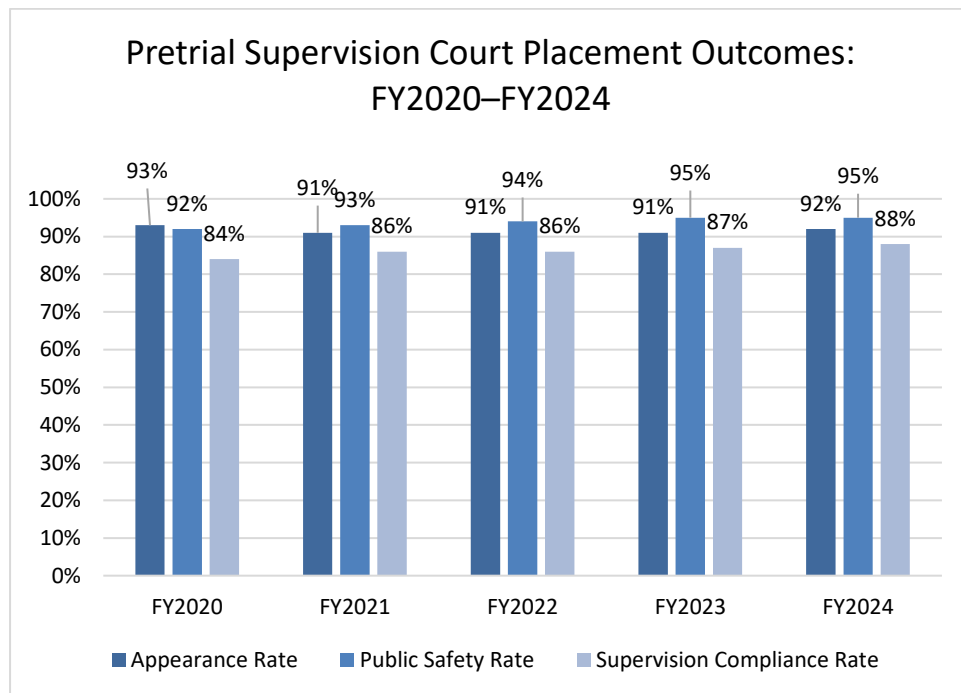
## Pretrial Services Supervision Placements: Supervision Outcomes

There are three primary pretrial supervision outcome measures: appearance rate, public safety rate, and compliance rate.<sup>12</sup>

Appearance rate is the percentage of individuals that complete pretrial supervision who do not have a capias issued for failure to appear in court. Public safety rate is the percentage of individuals that complete pretrial supervision who do not have their bail revoked due to a new arrest. Compliance rate is the percentage of individuals that complete pretrial supervision who do not have their bail revoked due to a violation of conditions of pretrial release as ordered by a judicial officer.

Statewide in FY2024, local pretrial services agencies reported a 92% appearance rate, a 95% public safety rate, and an 88% supervision compliance rate. Chart 20 shows the appearance, public safety, and supervision compliance rates for FY2020 to FY2024.

**Chart 20**



*Source: DCJS Pretrial Community Corrections (PTCC) Case Management System.*

See Appendix C for the total number of investigations, supervision placements, average daily caseload, average length of supervision, appearance rates, public safety rates, and supervision compliance rates for each pretrial services agency in Virginia for FY2024.

<sup>12</sup> Virginia Department of Criminal Justice Services, *Measuring for Results: Performance and Outcome Measures*, National Center for State Courts, June 2014. [www.dcjs.virginia.gov/sites/dcjs.virginia.gov/files/publications/corrections/virginia-pretrial-performance-measures.pdf](http://www.dcjs.virginia.gov/sites/dcjs.virginia.gov/files/publications/corrections/virginia-pretrial-performance-measures.pdf)

# Pretrial Services Agency Compliance

---

In accordance with the *Code of Virginia* § 19.2-152.3, DCJS prescribes “standards for the development, implementation, operation and evaluation of” pretrial services. In 2017, DCJS issued updated Minimum Standards for Pretrial Services. In addition to the requirements in the Minimum Standards for Pretrial Services, agencies are required to adhere to the grant guideline conditions, to submit standard operating procedures, and to report quarterly program progress to DCJS.

The Pretrial Services Act requires DCJS to “annually review each agency ... to determine compliance with the submitted plan and operating standards.” DCJS staff review the activities and data reported in the quarterly reports and provide technical assistance as needed.

Due to the absence of pretrial investigations in their respective localities during FY2023, Chesapeake Community Corrections and Halifax/Pittsylvania Court Services were determined to be substantially out of compliance with the Minimum Standards for Pretrial Services in accordance with § 19.2-152.7 and were required to complete corrective action plans. During FY2024, both agencies worked with DCJS and their local leadership to make significant progress toward the goals written in their respective corrective action plans.

As of this writing, both Chesapeake Community Corrections and Halifax/Pittsylvania Court Services have successfully completed the corrective action plan process and are no longer deemed to be substantially out of compliance with the Minimum Standards for Pretrial Services. Their submitted corrective action plans were completed on 1/30/2024 and 8/21/2024, respectively.

# Virginia Pretrial Advancement Project: Piloting the Public Safety Assessment

---

Virginia law requires DCJS to develop risk assessment tools and other instruments to assist judicial officers with bail decisions. As a result, Virginia developed the Virginia Pretrial Risk Assessment Instrument (VPRAI), the nation's first research-based pretrial risk assessment that was validated among all community types.

Following its third validation, less predictive risk factors were replaced with stronger predictive risk factors, resulting in the VPRAI-Revised (VPRAI-R). Additionally, DCJS, in collaboration with local pretrial services agency directors on the Pretrial Advisory Committee, developed the Praxis as a decision-making framework for pretrial services staff to make recommendations to judicial officers regarding release, detention, special conditions, and provide risk-informed supervision levels. Both the VPRAI-R and Praxis were implemented statewide in 2017, and all local pretrial services agencies have used these tools since.

Following implementation of the VPRAI-R and Praxis, the Virginia State Crime Commission (VSCC) began a study of pretrial services agencies in Virginia that later became a study of pretrial system data and processes. In their 2018 Annual Report, the VSCC made the following observations:<sup>13</sup>

- Pretrial investigation reports are not being completed for all charged people who are eligible for pretrial services agency supervision.
- Recommendations provided to judges by pretrial services agencies are inconsistent at times with the facts and circumstances of an offense.
- Information is not being provided to all judicial officers, including magistrates, by pretrial services agencies as intended by the Pretrial Services Act due to conflicts within the *Code of Virginia* and other resource and logistical issues.

During the VSCC's evaluation of pretrial services in Virginia, it became apparent that the implementation of the VPRAI-Revised and Praxis at the local levels lacked an adherence to implementation science and did not engage local pretrial justice stakeholders in a meaningful way. As a result, implementation lacked pretrial services officer and key stakeholder buy-in, ongoing training, and quality assurance practices, which resulted in overall drift. These findings made clear the need for improvement and for advancing pretrial practices and research in a more holistic way across the localities served by pretrial services agencies.

Since the implementation of the Pretrial Services Act, DCJS has had a strong partnership with the Virginia Community Criminal Justice Association (VCCJA). VCCJA has been a key partner in exploring the implementation of the Public Safety Assessment in Virginia to advance current pretrial practices. One VCCJA committee, the Pretrial Justice Advancement Committee (PJAC), produced numerous work products that have helped to advance pretrial practice and research in Virginia. DCJS collaborated with VCCJA and PJAC to form a State Public Safety Assessment Implementation Team. The team consisted of various pretrial services practitioners and DCJS staff. The team conducted a literature review of existing pretrial risk assessments, and they met virtually with policy makers and practitioners who implemented the Public Safety Assessment in Pima County, Arizona, Wake County, North Carolina, and the New Mexico Administrative Office of the Courts. In addition, DCJS and VCCJA had previously visited the New Jersey Administrative Office of the Courts to see their implementation in action.

---

<sup>13</sup> 2018 Annual Report: Virginia Pretrial Data Project and Pretrial Process. Virginia State Crime Commission.  
[VSCC 2018 Annual Report Study Highlights](#)

The Public Safety Assessment factors predict three distinct outcomes: Failure to Appear, New Criminal Arrest, and New Violent Criminal Arrest. Each outcome is displayed separately in the assessment report to reflect the likelihood of pretrial success for the individual, whereas the VPRAI-R displays one risk level score for overall pretrial failure. The Public Safety Assessment does not require an interview with the individual in custody for the scoring of the nine factors on the assessment, which allows for universal assessment. The Release Conditions Matrix (RCM), which would replace the Praxis, provides recommendations for release conditions once a judicial officer determines whether the individual will be released pending trial. Neither the Public Safety Assessment nor the RCM provide release or detention recommendations.

As a result of the pretrial assessment instrument review process, in November of 2021, DCJS, in partnership with three local pretrial services agencies, applied to participate as Learning Sites in the Advancing Pretrial Policy and Research (APPR) project. The application included four implementation teams: an overall state team, the City of Richmond (RVA), Prince William County (PWC), and Staunton/Augusta/Waynesboro (SAW). Each local pilot site met the following criteria:

- Demonstrated history of collaboration among either their Community Criminal Justice Boards or other policy teams.
- Diverse community types, i.e., rural, suburban, and urban.
- Continuity of elected stakeholders given recent elections at that time.
- Strong pretrial services organizational capacity.

APPR selected these four implementation teams for their Learning Site program in 2022, and the official Virginia Pretrial Advancement Project kick-off took place in the summer of 2022.

A major component of the Virginia Pretrial Advancement Project is to enable pretrial services agencies, through the implementation of the Public Safety Assessment and RCM, to provide individualized pretrial risk assessment information and conditioning recommendations for all bail-eligible individuals. Since the project kick-off, the State Team (consisting of representatives from the Virginia State Crime Commission, Office of the Executive Secretary of the Supreme Court, Virginia Indigent Defense Commission, Virginia Criminal Sentencing Commission, DCJS, VCCJA, and local team representatives) has completed pretrial system mapping, compiled the Public Safety Assessment Violent Offense List, developed the Virginia RCM, created Virginia's Public Safety Assessment Scoring Manual, established performance measures, and discussed quality assurance practices. This collaborative work at the state and local levels provided the foundation for successful implementation in the pilot sites. The project also enables Virginia pretrial services agencies to achieve universal assessment for all bail-eligible individuals, resulting in these tools being provided for use along with other information available to judges in making release decisions.

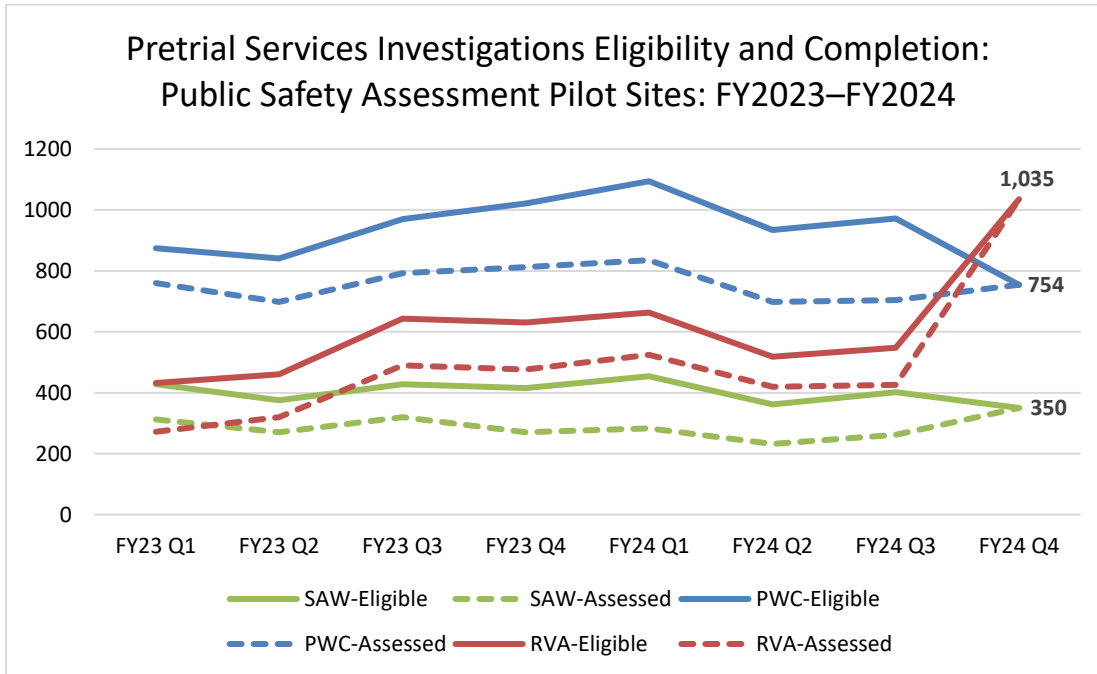
By early April 2024, each local pilot site had officially implemented the Public Safety Assessment and RCM; pretrial services investigation data from the fourth quarter of FY2024 is reflected in the following section. A comprehensive data summary, including supervision placements and outcome data, will be included in the FY2025 Annual Report on Pretrial Services Agencies.

### **Public Safety Assessment Data Summary: Universal Screening**

A key objective of this project is to provide completed pretrial risk assessments at the initial court appearance for all individuals eligible to receive a pretrial services investigation. Prior to implementation of the Public Safety Assessment, pretrial services investigations utilizing the VPRAI were not being completed for all eligible individuals in the three pilot sites. Following implementation at the beginning of the fourth quarter of FY2024, each pilot site reported assessing 100% of eligible individuals using the Public Safety Assessment and providing the completed pretrial assessment report to their respective courts.

Chart 21 shows the number of individuals eligible for a pretrial services investigation and the number of those individuals who received a pretrial services investigation each quarter during FY2023 and FY2024 for each of the three local pretrial services agencies included in the pilot:

**Chart 21**

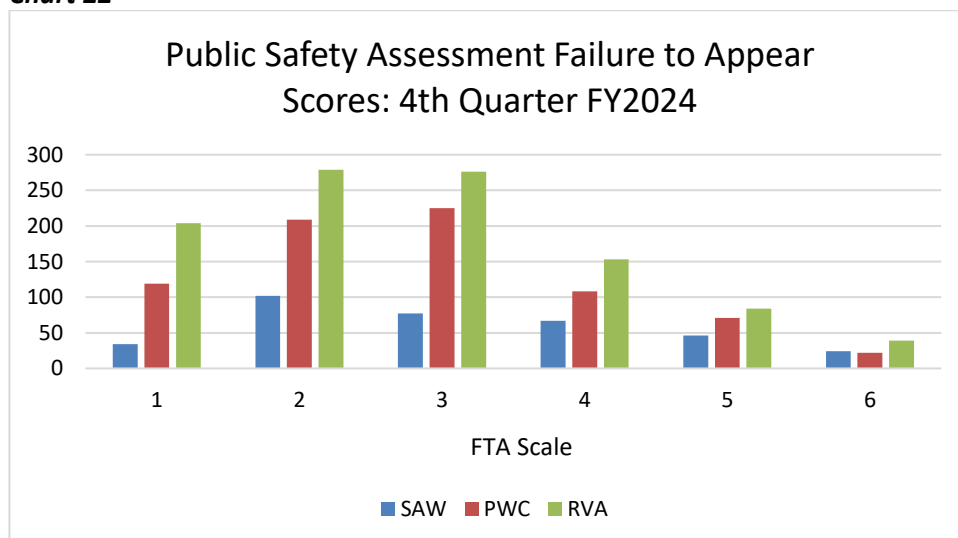


Source: Virginia Pretrial Advancement Project data reported by pilot sites.

### Public Safety Assessment: Failure to Appear (FTA) Scale Scores

Individuals receiving a score of 1 on the FTA scale have the lowest likelihood of pretrial failure to appear, whereas individuals scoring a 6 have the highest likelihood of pretrial failure to appear. For the purposes of the Public Safety Assessment FTA scale, failure to appear is measured by any failure to appear in court for individuals who have been admitted to bail. Chart 22 shows the FTA scale score distribution for pretrial investigations completed in the pilot sites using the Public Safety Assessment during the fourth quarter of FY2024.

**Chart 22**

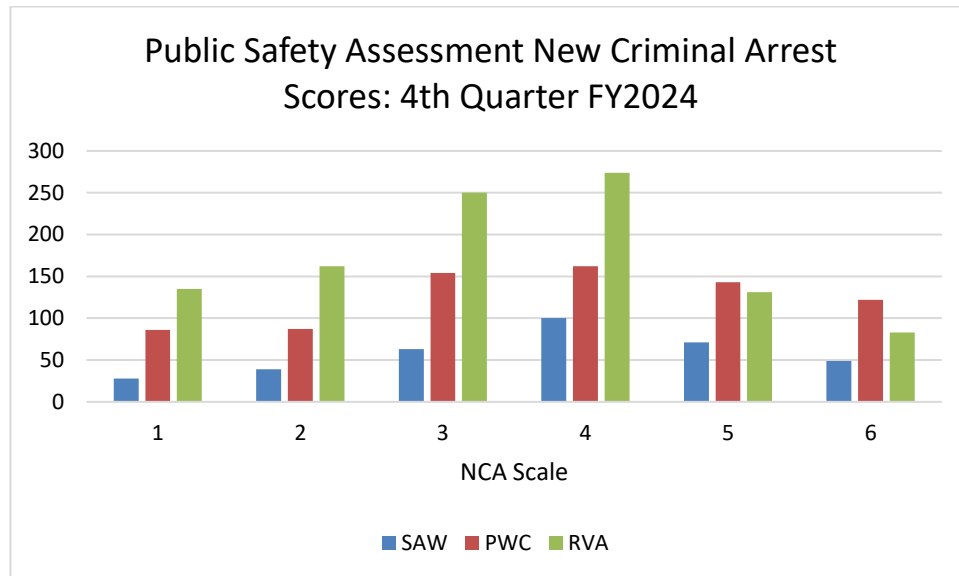


Source: Virginia Pretrial Advancement Project data reported by pilot sites.

### Public Safety Assessment: New Criminal Arrest (NCA) Scale Scores

Individuals receiving a score of 1 on the NCA scale have the lowest likelihood of receiving a new criminal arrest while on pretrial release, whereas individuals scoring a 6 have the highest likelihood of receiving a new criminal arrest while on pretrial release. For the purposes of the Public Safety Assessment NCA scale, new criminal arrest is measured by any new arrest for a jailable misdemeanor or felony offense by individuals who have been admitted to bail. Chart 23 shows the NCA scale score distribution for pretrial investigations completed in the pilot sites using the Public Safety Assessment during the fourth quarter of FY2024.

**Chart 23**

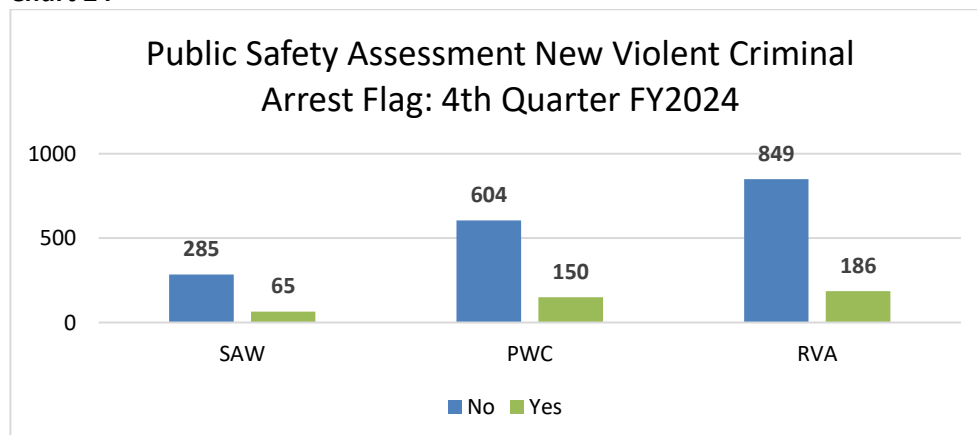


Source: Virginia Pretrial Advancement Project data reported by pilot sites.

### Public Safety Assessment: New Violent Criminal Arrest (NVCA) Flag

Individuals being assessed using the Public Safety Assessment receive a “Yes” or “No” flag for the likelihood of receiving a new arrest during the pretrial release period for at least one violent misdemeanor or felony offense that carries a potential penalty of incarceration. Chart 24 shows the number of individuals receiving a “Yes” or “No” flag regarding the likelihood of receiving a New Violent Criminal Arrest in the pilot sites using the Public Safety Assessment during the fourth quarter of FY2024.

**Chart 24**



Source: Virginia Pretrial Advancement Project data reported by pilot sites.

## Appendix A: Pretrial Services Agency Funding

Agency (Localities Served)	Personnel		Administrative/ Operational		Total State	Total Local	Total Project
	State	Local	State	Local			
<b>Accomack/Northampton Community Corrections</b> (Accomack, Northampton)	\$180,468	\$0	\$40,786	\$9,522	\$221,254	\$9,522	\$230,776
<b>Alexandria Criminal Justice Services</b> (City of Alexandria)	\$262,974	\$261,286	\$15,794	\$5,000	\$278,768	\$266,286	\$545,054
<b>Arlington County Sheriff's Office</b> (Arlington County, City of Falls Church)	\$249,664	\$584,424	\$9,026	\$53,450	\$258,690	\$637,874	\$896,564
<b>Blue Ridge Court Services</b> (Augusta Highland, and Rockbridge Counties, City of Buena Vista, Lexington, Staunton and Waynesboro)	\$498,329	\$115,801	\$39,437	\$33,925	\$537,766	\$149,726	\$687,492
<b>Chesapeake Community Corrections</b> (City of Chesapeake)	\$300,059	\$0	\$4,800	\$0	\$304,859	\$0	\$304,859
<b>Chesterfield/Colonial Heights Community Corrections Services</b> (Chesterfield County, City of Colonial Heights)	\$521,404	\$687,978	\$14,253	\$0	\$535,657	\$687,978	\$1,223,635
<b>Colonial Community Corrections</b> (Charles City, James City, New Kent, and York Counties, Cities of Poquoson and Williamsburg,)	\$373,016	\$43,641	\$2,083	\$26,640	\$375,099	\$70,281	\$445,380
<b>Court Community Corrections</b> (Cities of Salem and Roanoke, Roanoke County)	\$341,853	\$82,607	\$75,909	\$60,081	\$417,762	\$142,688	\$560,450
<b>Culpeper County Criminal Justice Services</b> (Culpeper County)	\$232,570	\$74,664	\$0	\$86,574	\$232,570	\$161,238	\$393,808



**REPORT ON PRETRIAL SERVICES AGENCIES – FY2024**

Agency (Localities Served)	Personnel		Administrative/ Operational		Total State	Total Local	Total Project
	State	Local	State	Local			
<b>Fairfax County General District Court – Court Services Division, Community Corrections and Pretrial Services Program</b> (Fairfax County, City of Fairfax)	\$479,562	\$2,027,685	\$36,321	\$56,000	\$515,793	\$2,083,685	\$2,599,478
<b>Fauquier County Office of Adult Court Services</b> (Fauquier and Rappahannock Counties)	\$272,496	\$209,903	\$2,850	\$0	\$275,346	\$209,903	\$485,249
<b>Halifax/Pittsylvania Court Services</b> (Franklin, Halifax, Henry, Patrick, and Pittsylvania Counties, Cities of Danville and Martinsville)	\$505,010	\$0	\$134,745	\$0	\$639,755	\$0	\$639,755
<b>Hampton/Newport News Criminal Justice Agency</b> (Cities of Hampton and Newport News)	\$715,147	\$426,336	\$64,346	\$25,327	\$779,493	\$451,663	\$1,231,156
<b>Hanover Community Corrections</b> (Caroline and Hanover Counties)	\$183,791	\$51,436	\$243	\$0	\$184,034	\$51,436	\$235,470
<b>Henrico County Community Corrections Program</b> (Henrico County)	\$759,681	\$298,742	\$8,476	\$21,838	\$768,157	\$320,580	\$1,088,737
<b>Loudoun County Community Corrections</b> (Loudoun County)	\$334,252	\$951,454	\$4,764	\$19,865	\$339,016	\$971,319	\$1,310,335
<b>Lynchburg Community Corrections and Pretrial Services</b> (Amherst, Bedford, and Campbell Counties, City of Lynchburg)	\$533,160	\$0	\$43,291	\$50,180	\$576,451	\$50,180	\$626,631
<b>Middle Peninsula Local Probation and Pretrial Services</b> (Essex, Gloucester, King and Queen, King William, Mathews, and Middlesex Counties)	\$212,005	\$76,720	\$5,748	\$11,585	\$217,753	\$88,305	\$306,058

**REPORT ON PRETRIAL SERVICES AGENCIES – FY2024**

Agency (Localities Served)	Personnel		Administrative/ Operational		Total State	Total Local	Total Project
	State	Local	State	Local			
<b>New River Community Corrections and Pretrial Services</b> (Bland, Carrol, Floyd, Giles, Grayson, Montgomery, Pulaski, and Wythe Counties, Cities of Galax and Radford)	\$386,452	\$0	\$86,879	\$13,500	\$473,331	\$13,500	\$486,831
<b>Norfolk Criminal Justice Services</b> (City of Norfolk)	\$691,441	\$23,620	\$77,603	\$26,590	\$769,044	\$50,210	\$819,254
<b>Northern Neck Community Based Probation and Pretrial Services</b> (Lancaster, Northumberland, Richmond, and Westmoreland Counties)	\$91,920	\$0	\$12,923	\$0	\$104,843	\$0	\$104,843
<b>OAR/Jefferson Area Community Corrections</b> (Albemarle, Fluvanna, Greene, Louisa, Madison, Nelson, and Orange Counties, City of Charlottesville)	\$493,783	\$0	\$48,968	\$75,000	\$542,751	\$75,000	\$617,751
<b>Old Dominion Court Services Pretrial and Local Probation</b> (Clarke, Frederick, Page, Shenandoah, and Warren Counties, City of Winchester)	\$467,514	\$391,918	\$31,533	\$12,730	\$499,047	\$404,648	\$903,695
<b>Petersburg Community Corrections</b> (Dinwiddie County and the City of Petersburg)	\$192,994	\$52,034	\$16,645	\$13,572	\$209,639	\$65,606	\$275,245
<b>Piedmont Court Services</b> (Appomattox, Prince Edward County)	\$124,773	\$9,311	\$14,807	\$49,480	\$139,580	\$58,791	\$198,371
<b>Piedmont Court Services – Mecklenburg</b> (Mecklenburg County)	\$144,082	\$0	\$10,060	\$0	\$154,142	\$0	\$154,142
<b>Portsmouth Community Corrections and Pretrial Services</b> (City of Portsmouth)	\$358,408	\$0	\$47,238	\$12,654	\$405,646	\$12,654	\$418,300

**REPORT ON PRETRIAL SERVICES AGENCIES – FY2024**

Agency (Localities Served)	Personnel		Administrative/ Operational		Total State	Total Local	Total Project
	State	Local	State	Local			
<b>Prince William Office of Criminal Justice Services</b> (Prince William County, Cities of Manassas and Manassas Park)	\$561,997	\$1,233,693	\$72,043	\$125,813	\$634,040	\$1,359,506	\$1,993,546
<b>Rappahannock Regional Jail</b> (King George, Spotsylvania, and Stafford Counties, City of Fredericksburg)	\$634,292	\$482,175	\$6,255	\$39,775	\$640,547	\$521,950	\$1,162,497
<b>Richmond Department of Justice Services, Division of Adult Programs</b> (City of Richmond)	\$647,138	\$511,531	\$123,180	\$84,531	\$770,318	\$596,062	\$1,366,380
<b>Riverside Criminal Justice Agency</b> (Prince George and Surry Counties, City of Hopewell)	\$330,032	\$132,378	\$13,204	\$25,220	\$343,236	\$157,598	\$500,834
<b>Rockingham-Harrisonburg Court Services Unit</b> (Rockingham County, City of Harrisonburg)	\$254,587	\$73,338	\$20,442	\$0	\$275,029	\$73,338	\$348,367
<b>Southside Virginia Community Corrections</b> (Brunswick, Greensville, and Sussex Counties, City of Emporia)	\$163,180	\$15,351	\$28,948	\$18,309	\$192,128	\$33,660	\$225,788
<b>Southwest Virginia Community Corrections</b> (Buchanan, Dickenson, Lee, Russell, Scott, Smyth, Tazewell, Washington, and Wise Counties, Cities of Bristol and Norton)	\$677,684	\$168,493	\$42,749	\$83,507	\$720,433	\$252,000	\$972,433
<b>Virginia Beach Office of Community Corrections and Pretrial Services</b> (City of Virginia Beach)	\$664,265	\$227,437	\$21,635	\$166,075	\$685,900	\$393,513	\$1,079,413
<b>Total</b>	<b>\$13,839,983</b>	<b>\$9,213,956</b>	<b>\$1,177,894</b>	<b>\$1,206,743</b>	<b>\$15,017,877</b>	<b>\$10,420,700</b>	<b>\$25,438,577</b>

*Source: FY2024 itemized budgets submitted to DCJS from localities established under the CCA/PSA.*

## Appendix B: Pretrial Services Supervision Court Placements by Bond Type

Agency (Localities Served)	% PR / Unsecured Bond	% Secured Bond
<b>Accomack/Northampton Community Corrections</b> (Accomack, Northampton)	26%	74%
<b>Alexandria Criminal Justice Services</b> (City of Alexandria)	97%	3%
<b>Arlington County Sheriff's Office</b> (Arlington County, City of Falls Church)	77%	23%
<b>Blue Ridge Court Services</b> (Augusta Highland, and Rockbridge Counties, City of Buena Vista, Lexington, Staunton and Waynesboro)	70%	30%
<b>Chesapeake Community Corrections</b> (City of Chesapeake)	14%	86%
<b>Chesterfield/Colonial Heights Community Corrections Services</b> (Chesterfield County, City of Colonial Heights)	47%	53%
<b>Colonial Community Corrections</b> (Charles City, James City, New Kent, and York Counties, Cities of Poquoson and Williamsburg,)	58%	42%
<b>Court Community Corrections</b> (Cities of Salem and Roanoke, Roanoke County)	13%	87%
<b>Culpeper County Criminal Justice Services</b> (Culpeper County)	46%	54%
<b>Fairfax County General District Court – Court Services Division, Community Corrections and Pretrial Services Program</b> (Fairfax County, City of Fairfax)	97%	3%
<b>Fauquier County Office of Adult Court Services</b> (Fauquier and Rappahannock Counties)	66%	34%
<b>Halifax/Pittsylvania Court Services</b> (Franklin, Halifax, Henry, Patrick, and Pittsylvania Counties, Cities of Danville and Martinsville)	14%	86%
<b>Hampton/Newport News Criminal Justice Agency</b> (Cities of Hampton and Newport News)	58%	42%
<b>Hanover Community Corrections</b> (Caroline and Hanover Counties)	40%	60%
<b>Henrico County Community Corrections Program</b> (Henrico County)	73%	27%
<b>Loudoun County Community Corrections</b> (Loudoun County)	86%	14%
<b>Lynchburg Community Corrections and Pretrial Services</b> (Amherst, Bedford, and Campbell Counties, City of Lynchburg)	14%	86%
<b>Middle Peninsula Local Probation and Pretrial Services</b> (Essex, Gloucester, King and Queen, King William, Mathews, and Middlesex Counties)	53%	47%

**REPORT ON PRETRIAL SERVICES AGENCIES – FY2024**

<b>Agency</b> <i>(Localities Served)</i>	<b>% PR / Unsecured Bond</b>	<b>% Secured Bond</b>
<b>New River Community Corrections and Pretrial Services</b> <i>(Bland, Carrol, Floyd, Giles, Grayson, Montgomery, Pulaski, and Wythe Counties, Cities of Galax and Radford)</i>	13%	87%
<b>Norfolk Criminal Justice Services</b> <i>(City of Norfolk)</i>	72%	28%
<b>Northern Neck Community Based Probation and Pretrial Services</b> <i>(Lancaster, Northumberland, Richmond, and Westmoreland Counties)</i>	76%	24%
<b>OAR/Jefferson Area Community Corrections</b> <i>(Albemarle and Nelson Counties, City of Charlottesville)</i>	74%	26%
<b>OAR/Jefferson Area Community Corrections (Central Virginia Regional Jail)</b> <i>(Fluvanna, Greene, Louisa, Madison, and Orange Counties)</i>	40%	60%
<b>Old Dominion Court Services Pretrial and Local Probation</b> <i>(Clarke, Frederick, Page, Shenandoah, and Warren Counties, City of Winchester)</i>	46%	54%
<b>Petersburg Community Corrections</b> <i>(Dinwiddie County and the City of Petersburg)</i>	30%	70%
<b>Piedmont Court Services</b> <i>(Prince Edward County)</i>	9%	91%
<b>Piedmont Court Services – Mecklenburg</b> <i>(Mecklenburg County)</i>	10%	90%
<b>Portsmouth Community Corrections and Pretrial Services</b> <i>(City of Portsmouth)</i>	69%	31%
<b>Prince William Office of Criminal Justice Services</b> <i>(Prince William County, Cities of Manassas and Manassas Park)</i>	94%	6%
<b>Rappahannock Regional Jail</b> <i>(King George, Spotsylvania, and Stafford Counties, City of Fredericksburg)</i>	68%	32%
<b>Richmond Department of Justice Services, Division of Adult Programs</b> <i>(City of Richmond)</i>	95%	5%
<b>Riverside Criminal Justice Agency</b> <i>(Prince George and Surry Counties, City of Hopewell,)</i>	42%	58%
<b>Rockingham-Harrisonburg Court Services Unit</b> <i>(Rockingham County, City of Harrisonburg)</i>	46%	54%
<b>Southside Virginia Community Corrections</b> <i>(Brunswick, Greensville, and Sussex Counties, City of Emporia)</i>	21%	79%
<b>Southwest Virginia Community Corrections</b> <i>(Buchanan, Dickenson, Lee, Russell, Scott, Smyth, Tazewell, Washington, and Wise Counties, Cities of Bristol and Norton)</i>	47%	53%
<b>Virginia Beach Office of Community Corrections and Pretrial Services</b> <i>(City of Virginia Beach)</i>	31%	69%

*Source: DCJS Pretrial Community Corrections (PTCC) Case Management System*

## Appendix C: Pretrial Services Agency Data Summary

Agency (Localities Served)	Investigations	Supervision Placements	Average Daily Caseload	Average Length of Supervision (Days)	Appearance Rates	Public Safety Rates	Compliance Rate
<b>Accomack/Northampton Community Corrections</b> (Accomack, Northampton)	182	155	76	180	95%	95%	81%
<b>Alexandria Criminal Justice Services</b> (City of Alexandria)	607	320	335	383	94%	93%	87%
<b>Arlington County Sheriff's Office</b> (Arlington County, City of Falls Church)	1,585	557	185	122	93%	96%	82%
<b>Blue Ridge Court Services</b> (Augusta Highland, and Rockbridge Counties, City of Buena Vista, Lexington, Staunton and Waynesboro)	1,183	729	273	137	97%	94%	86%
<b>Chesapeake Community Corrections</b> (City of Chesapeake)	673	426	194	166	94%	97%	89%
<b>Chesterfield/Colonial Heights Community Corrections Services</b> (Chesterfield County, City of Colonial Heights)	1,834	1,272	461	133	91%	96%	87%
<b>Colonial Community Corrections</b> (Charles City, James City, New Kent, and York Counties, Cities of Poquoson and Williamsburg,)	554	503	127	92	94%	96%	91%
<b>Court Community Corrections</b> (Cities of Salem and Roanoke, Roanoke County)	600	553	140	93	93%	96%	89%
<b>Culpeper County Criminal Justice Services</b> (Culpeper County)	203	233	111	174	99%	99%	96%
<b>Fairfax County General District Court – Court Services Division, Community Corrections and Pretrial Services Program</b> (Fairfax County, City of Fairfax)	7,977	2,480	908	134	79%	95%	93%
<b>Fauquier County Office of Adult Court Services</b> (Fauquier and Rappahannock Counties)	392	341	115	123	98%	94%	92%

**REPORT ON PRETRIAL SERVICES AGENCIES – FY2024**

<b>Agency</b> <i>(Localities Served)</i>	<b>Investigations</b>	<b>Supervision Placements</b>	<b>Average Daily Caseload</b>	<b>Average Length of Supervision (Days)</b>	<b>Appearance Rates</b>	<b>Public Safety Rates</b>	<b>Compliance Rate</b>
<b>Halifax/Pittsylvania Court Services</b> <i>(Franklin, Halifax, Henry, Patrick, and Pittsylvania Counties, Cities of Danville and Martinsville)</i>	155	757	479	232	99%	96%	87%
<b>Hampton/Newport News Criminal Justice Agency</b> <i>(Cities of Hampton and Newport News)</i>	2,067	1,294	510	144	90%	97%	88%
<b>Hanover Community Corrections</b> <i>(Caroline and Hanover Counties)</i>	1,114	569	147	95	95%	90%	72%
<b>Henrico County Community Corrections Program</b> <i>(Henrico County)</i>	960	1,444	453	115	94%	97%	89%
<b>Loudoun County Community Corrections</b> <i>(Loudoun County)</i>	1,387	784	237	111	98%	94%	89%
<b>Lynchburg Community Corrections and Pretrial Services</b> <i>(Amherst, Bedford, and Campbell Counties, City of Lynchburg)</i>	2,120	647	335	190	96%	96%	96%
<b>Middle Peninsula Local Probation and Pretrial Services</b> <i>(Essex, Gloucester, King and Queen, King William, Mathews, and Middlesex Counties)</i>	442	187	97	189	94%	93%	83%
<b>New River Community Corrections and Pretrial Services</b> <i>(Bland, Carrol, Floyd, Giles, Grayson, Montgomery, Pulaski, and Wythe Counties, Cities of Galax and Radford)</i>	717	393	211	196	97%	95%	90%
<b>Norfolk Criminal Justice Services</b> <i>(City of Norfolk)</i>	1,925	1,138	444	143	94%	96%	95%
<b>Northern Neck Community Based Probation and Pretrial Services</b> <i>(Lancaster, Northumberland, Richmond, and Westmoreland Counties)</i>	245	200	111	203	98%	95%	93%

**REPORT ON PRETRIAL SERVICES AGENCIES – FY2024**

<b>Agency</b> <i>(Localities Served)</i>	<b>Investigations</b>	<b>Supervision Placements</b>	<b>Average Daily Caseload</b>	<b>Average Length of Supervision (Days)</b>	<b>Appearance Rates</b>	<b>Public Safety Rates</b>	<b>Compliance Rate</b>
<b>OAR/Jefferson Area Community Corrections</b> <i>(Albemarle and Nelson Counties, City of Charlottesville)</i>	342	304	98	118	99%	99%	99%
<b>OAR/Jefferson Area Community Corrections (Central Virginia Regional Jail)</b> <i>(Fluvanna, Greene, Louisa, Madison, and Orange Counties)</i>	251	438	165	138	97%	96%	99%
<b>Old Dominion Court Services Pretrial and Local Probation</b> <i>(Clarke, Frederick, Page, Shenandoah, and Warren Counties, City of Winchester)</i>	1,637	752	287	140	90%	95%	86%
<b>Petersburg Community Corrections</b> <i>(Dinwiddie County and the City of Petersburg)</i>	445	209	92	160	93%	90%	77%
<b>Piedmont Court Services</b> <i>(Appomattox, Prince Edward County)</i>	138	84	34	148	97%	95%	79%
<b>Piedmont Court Services – Mecklenburg</b> <i>(Mecklenburg County)</i>	142	86	59	250	98%	98%	96%
<b>Portsmouth Community Corrections and Pretrial Services</b> <i>(City of Portsmouth)</i>	578	359	119	121	94%	91%	96%
<b>Prince William Office of Criminal Justice Services</b> <i>(Prince William County, Cities of Manassas and Manassas Park)</i>	3,075	1,493	548	134	83%	90%	79%
<b>Rappahannock Regional Jail</b> <i>(King George, Spotsylvania, and Stafford Counties, City of Fredericksburg)</i>	4,505	1,298	479	135	96%	98%	92%
<b>Richmond Department of Justice Services, Division of Adult Programs</b> <i>(City of Richmond)</i>	2,414	977	607	227	96%	96%	88%
<b>Riverside Criminal Justice Agency</b> <i>(Prince George and Surry Counties, City of Hopewell)</i>	354	298	120	147	91%	95%	81%



# REPORT ON PRETRIAL SERVICES AGENCIES – FY2024

Agency (Localities Served)	Investigations	Supervision Placements	Average Daily Caseload	Average Length of Supervision (Days)	Appearance Rates	Public Safety Rates	Compliance Rate
<b>Rockingham-Harrisonburg Court Services Unit</b> (Rockingham County, City of Harrisonburg)	297	428	274	234	95%	85%	80%
<b>Southside Virginia Community Corrections</b> (Brunswick, Greenville, and Sussex Counties, City of Emporia)	193	107	43	146	93%	96%	79%
<b>Southwest Virginia Community Corrections</b> (Buchanan, Dickenson, Lee, Russell, Scott, Smyth, Tazewell, Washington, and Wise Counties, Cities of Bristol and Norton)	110	877	385	161	92%	92%	78%
<b>Virginia Beach Office of Community Corrections and Pretrial Services</b> (City of Virginia Beach)	971	1,466	515	129	95%	97%	91%
<b>Total</b>	<b>42,374</b>	<b>24,158</b>	<b>9,800</b>	<b>144</b>	<b>92%</b>	<b>95%</b>	<b>88%</b>

Source: DCJS Pretrial Community Corrections (PTCC) Case Management System & Virginia Pretrial Advancement Project Data.



# COMMONWEALTH of VIRGINIA

## *Department of Criminal Justice Services*

The Honorable Jackson H. Miller  
Director

Tracy Louise Winn Banks, Esq.  
Chief Deputy Director

Washington Building  
1100 Bank Street  
Richmond, Virginia 23219  
(804) 786-4000  
[www.dcjs.virginia.gov](http://www.dcjs.virginia.gov)

December 31, 2024

The Honorable Glenn Youngkin  
Governor of Virginia  
Patrick Henry Building  
1111 East Broad Street  
Richmond, VA 23219

The Honorable Luke E. Torian  
Chairman, House Appropriations Committee  
General Assembly Building  
201 North 9<sup>th</sup> Street  
Richmond, VA 23219

The Honorable L. Louise Lucas  
Chairman, Senate Finance and  
Appropriations Committee  
General Assembly Building  
201 North 9<sup>th</sup> Street  
Richmond, VA 23219

### **Report on Pretrial Services Agencies**

On behalf of the Secretary of Public Safety and Homeland Security, attached please find the ***Report on Pretrial Services Agencies*** in accordance with §19.2-152.7 of the *Code of Virginia*.

If you have any questions, please reach out to Jennifer MacArthur, Manager, Adult Justice Programs, Division of Programs and Services, at [jennifer.macarthur@dcjs.virginia.gov](mailto:jennifer.macarthur@dcjs.virginia.gov) or (804) 786-6534.

Sincerely,

A handwritten signature in black ink, appearing to read "Jackson H. Miller".

Jackson H. Miller  
Director

Attachment